

ALEXANDER DEFENSE CORPORATION
254 Chapman Rd, Ste 208 #11656
Newark, DE 19702
Lex@Alexander-Defense.com
Mobile +1-972-750-0116
Reg. 2023707130

JUNE 10, 2024



CORPORATE OFFER LETTER

SUBJECT: ARMORED VEHICLE SALE - Chevrolet Tahoe 2024, 5.3L V8 Petrol - Armored Level B6

Dear Sir/Madam,

Our company ALEXANDER DEFENSE CORPORATION is currently seeking to supply the following materials:

Item: Chevrolet Tahoe 2024, 5.3L V8 Petrol - Armored Level B6

Drive: Left Hand

Fuel: Petrol

Lead Time: 45 Days Pending Export License

Quantity: 3 Units - Production

Price: \$145,000.00 USD

Transportation: \$8,500 per Sea HC Container

Note: (2 vehicles per 40 ft HC)

Terms: DAP, 100% Pre Payment after Purchase Order.

Total Amount Due: \$460,500.00 with Delivery

Warranties:

- *Limited Conversion Warranty* covers any armoring/conversion related items or custom workmanship including the opaque and transparent armoring components and any upgraded suspension for a period of 2 years or 30,000 kilometers whichever comes first
- *Transparent Armoring Components* are warranted against significant delamination of glass as well as defects in materials and workmanship for a period of 2 years or 30,000 kilometers whichever comes first. Warranty will cover only the replacement glass and materials required for installation.
- *Anti-perforation corrosion warranty* on the ballistic steel used in the up-armoring and modification conversion of your vehicle for a period of 2 years or 30,000 kilometers whichever comes first.

THANK YOU,

LEX ANDERSON - PRESIDENT, CEO
MOBILE +1-972-750-0116
ALEXANDER DEFENSE CORPORATION

Buyer: _____

Buyer Acceptance: _____

Date: _____



ARMORED LEVEL B6

CHEVROLET TAHOE 2024 5.3L V8





Vehicle Specifications

Vehicle: CHEVROLET SILVERADO

Year Model: 2024

Engine: 5.3L V8

Fuel Type: Petrol

Color: As Available

Seats: 4



Armoring Specifications for Chevrolet Silverado Level B6

The armored vehicles are manufactured in full compliance with the European Committee for Standardization (CEN) to BS EN 1063 level BR6/BS EN 1522 level FB6 which equates to the following threat:

Caliber 7.62 x 51 mm NATO ball, 9.5-gram at 10 meters, 3 shots into 120mm circle, velocity 830 ± 10 m/s, and all lesser threats (including AK47 assault rifle soft core ammunition), defined as ballistic B6 at both 45 & 90 degrees and various oblique angles including:

- 5.56 X 45 mm (SS 109).
- 5.45 X 39 mm Kalashnikov.
- 7.62 x 39 mm Kalashnikov.
- 7.62 x 51mm / M80 Nato Ball.
- A minimum of 2 X DM51 hand grenades detonated simultaneously directly on top and underneath the vehicle.

The armoring process on the standard base vehicles is integrated after the base vehicle production without changing the exterior appearance. All gaps between the main body of the vehicle and the doors are overlapped and fitted with features to prevent foreign projectiles or splinters from entering the passenger compartment.



Materials Used for Armoring:

All materials used in the armoring process such as steel and glass have undergone a thorough destructive testing process from recognized government testing agencies and have demonstrated the ability, and be fully certified, to successfully defeat all threats defined as ballistic level B6 at both 45- and 90-degrees angles including:

- 5.56 X 45 mm (SS 109).
- 5.45 X 39 mm Kalashnikov.
- 7.62 x 39 mm Kalashnikov.
- 7.62 x 51mm / M80 Nato Ball.
- A minimum of 2 X DM51 hand grenades detonated simultaneously directly on top and underneath the vehicle.

All ballistic glass installed on the armored vehicles is rated as providing B6 ballistic protection levels at an ambient temperature of 50°C.

All opaque areas including the roof are protected with ballistic steel 6.5 mm plating against softcore projectiles fired with the following and all lesser weapons at 90 degrees and 45 degrees (roof) impact angles:

- 5.56 X 45 mm (SS 109).
- 5.45 X 39 mm Kalashnikov.
- 7.62 x 39 mm Kalashnikov.
- 7.62 X 51 mm (NATO) ball.
- A minimum of 2 X DM51 hand grenades detonated simultaneously directly on top and underneath the vehicle.



2. Transparent Areas:

All transparent areas are protected against projectiles fired with the following and all lesser weapons at a 90° impact angle:

- Caliber 7.62 X 39 mm, FJ/PB/SC, AK 47 (Kalashnikov) OBR- 43 PS.
- Caliber 5.45 X 39 mm AP, FJ/PB/SCP, AKS 74 (Kalashnikov).
- Caliber 5.56 X 45 mm, FJ/PB/SCP, US Rifle M16 A2, SS-109/M-8555.
- Caliber 7.62 X 51 mm, FJ/PB/SC, "FAL"/" LAR" NATO Rifle.

Ballistic glass is installed in a ballistic steel frame to ensure that angled shots cannot penetrate through the sides of the glass.

3. Floor:

The floor is fitted out with an anti-blast steel sheets designed in such a way that it will defeat at least two DM51 hand-grenades detonated simultaneously per square meter and all lesser explosives in full compliance with the European Committee for Standardization (CEN) standards to B6 level, fitted using continuous weld.



4. Engine Compartment & Radiator Protection:

All batteries are protected within steel armored boxes within the engine compartment against projectiles and splinters; these armored boxes can be easily removed for maintenance or transportation.

The vehicle management system, including the fuse boxes, which control the essential electrical vehicle functions, is protected with armored steel to level B6 against splinters and fragmentation. Full-length armored steel to the level of B6 ballistic certification is mounted on both sides of the engine compartment behind the vehicle wings that protect the engine compartment.

The dashboard, bulkhead, firewall, and openings for normal vehicle functions such as steering column, foot pedals, and other controls are protected by ballistic steel.

5. Protected Fuel Tanks:

All fuel tanks are fully armored using blast steel to combat ballistic and fragmentation attacks.

6. Door Apertures:

Every door aperture has a ballistic steel overlap and splash return around the door aperture, through 180°/360° of the aperture, to prevent any ballistic leakage and also to keep the armored door in place in the event of a large side blast.

7. Doors and Door Hinges:

All standard door hinges on all doors are replaced with engineered – for purpose heavy-duty hinges capable of sustained functioning of the heavier armored doors.

All door pillars are armored and specially reinforced to prevent distortion caused by the additional weight of the doors.

All door hinges directly connect the armoring steel in the doors to the armoring steel in the pillars and no weight is carried by the standard sheet steel of the base vehicle.
Door check straps/ retainers are fitted to all doors to prevent reaching full articulation.

8.Suspension System:

The standard OEM Suspension system is replaced with a high-performance suspension system providing constant loading.

Upgraded steering dampers, front and rear shock absorbers from high quality Australian or German manufacturers of sufficient design to prevent fluid from boiling, front and rear springs as well as the front and rear anti-roll bars are installed.

Suspension turrets and anchoring points are strengthened and reinforced to enable the additional load.

9. Tires:

All wheels including the spare tire are fitted with run-flat systems rated at 50+ km at a speed of 50 k/mph run-flat capability.

INSPECTION CERTIFICATE FOR ARMORED STEEL



Mitglied der
VPAM

BESCHUSSAMT MELLRICHSTADT

Zertifikat

Certificate

22Z311C01

Inhaber des Dokumentes:
Holder of the document

SSAB Europe Oy
Rautaruukintie 155
92100 Raahe
Finland

Prüfung der durchschusshemmenden Eigenschaften von plattenartigem Material nach:

Test of the bullet resistance of plate material according to:

VPAM PM Fassung 3, Stand: 15.03.2021

Hersteller:
Manufacturer

SSAB Europe Oy

Auftraggeber:
Applicant

SSAB Europe Oy

Prüfgegenstand:
Sample

Stahlblech (6,7mm x 495mm x 495mm)
steel plate

Probenbezeichnung:
Designation

Ramor 500 heat-No. 20282-021

Prüfdatum:
Test date

19. September 2022

Detailergebnisse siehe

Prüfbericht Nr.:

22M311C01

Detailed results see test report No.

Die vorgelegte Probe erfüllte die Anforderungen nach:

The submitted sample met the requirements according to:

VPAM PM Fassung 3

PM 7, 90°, 20°C

Die Prüfergebnisse beziehen sich ausschließlich auf die im zugehörigen Prüfbericht beschriebenen Prüfgegenstände. Dieses Dokument ist nur mit Unterschrift und Dienstsiegel gültig. Original nur mit Prägung im Staatswappen.

The test results relate only to the tested samples described in the accompanying test report. This document is only valid with signature and official seal. Only the original document has an embossed coat of arms.

Beschussamt Mellrichstadt, 19. September 2022

Bötsch

Bötsch



Beschussamt Mellrichstadt (Mellrichstadt Ballistics Agency) - Lohstr. 5 - 97638 Mellrichstadt
Telefon +49-9776-7050-0 - Telefax +49-9776-5457 - ba-met.poststelle@img.bayern.de - Germany

INSPECTION CERTIFICATE FOR ARMORED GLASS



Baden-Württemberg
Regierungspräsidium Tübingen

Beschussamt Ulm 

Eich- und Beschusswesen Baden-Württemberg

Staatliche Prüf- und Zertifizierungsstelle für Waffen- und Sicherheitstechnik
Legal verification and certification office for weapons and security engineering

Zertifikat - Certificate

S 21 0068 01 / Z

Durchschusshemmende Verbundsicherheitsverglasung

Bullet resistant laminated glazing

Antragsteller
Applicant

GLASS SOLUTIONS LLC
UAE - RAS AL KHAIMAH

Hersteller
Manufacturer

GLASS SOLUTIONS LLC
UAE - RAS AL KHAIMAH

Ort und Datum der Prüfung
Location and test date (d.m.y.)

89081 Ulm, 12.10.2021

Prüfvorgabe
Test requirement

DIN EN 1063 : 2000-01

Gegenstand der Zertifizierung
Item under certification

VSG-Verglasung (+21°C)
Laminated glazing (+21°C)

500 x 500 x 41,60 mm [Istmaße / Actual sizes]
(22,10 kg)

Typenbezeichnung
Product reference

EN 1063 BR6 NS

Zugeordnete Widerstandsklasse
Resistance class achieved

DIN EN 1063 BR6 NS

Details siehe Prüfbericht-Nr.
Details see test report number

S 21 0068 01 / B

Hiermit bestätigen wir, dass sämtliche zur Zertifizierung eingesetzten Prüfmittel, Messmittel und Hilfsmittel entsprechend dem akkreditiertem System qualifiziert bzw. messtechnisch rückgeführt sind.
We hereby confirm that all test devices, measuring tools and aids used for the certification are qualified or metrological traceable to the accredited system.

Zertifikate ohne Unterschrift und Dienstsiegel haben keine Gültigkeit. Dieses Zertifikat darf nur vollständig und unverändert weiterverbreitet werden. Auszüge oder Änderungen bedürfen der Genehmigung des Beschussamtes Ulm.
Der Prüfbericht ist Grundlage und Bestandteil des Zertifikats.

Only the original certificate stamped and signed by the Proof House is valid. This certificate may only be passed on in its entirety and without modification. The use of parts of this certificate is allowed only with the express consent of the Beschussamt Ulm.
The test report is basis and part of the certificate.



Mitglied der VPAM

Beschussamt Ulm
Albstraße 74

89081 Ulm

Tel.: 0731-9 68 51-0
Fax: 0731-9 68 51-99
beschussamt@rpt.bwl.de
www.beschussamt.eu

Akkreditierte Prüf- und
Zertifizierungsstelle



Dokument: SI 10-010 Genehmigung: L Stand: 30.04.2020



Ulm, den 12.10.2021


H. AUSSLER
Leiter der Zertifizierung
Head of certification

Allgemeine Angaben

General details

Art der Probennahme: Vom Antragsteller ausgewählt und angeliefert am 05.10.2021
Taking of samples: Chosen and delivered on 05.10.2021 (d.m.y.) by the Applicant

Prüfer: M. Güntner
Tester: S. Junginger

Teilnehmer: ---
Participants:

Prüfvorgaben

Specifications of the standard

Entsprechend der Widerstandsklasse **BR6 NS** nach **DIN EN 1063**
According to the resistance class **BR6 NS** of **DIN EN 1063**

Waffe: Weapon:	Art Type	Prüflauf Test barrel
	Kaliber Calibre	7,62 x 51 mm
	Dralllänge Twist length	305 mm
Munition: Ammunition:	Geschoss Bullet	Vollmantel, Spitz, Weichkern; Typ: DM41 Full jacket, pointed, soft core; Type: DM41
	Geschossgewicht Bullet weight	9,50 ± 0,10 Gramm / gram
	Losnummer Lot number	BaU 7.62 DM41MEN 1/3/3 L1

**Geforderte Geschoss-
geschwindigkeit:** 830 ± 10 m/s
Required bullet velocity:

Schussentfernung: 10 ± 0,50 m
Test distance:



Versuchsaufbau: Prüfmuster 90° (0° Nato) zur Schussrichtung befestigt
Test setup: Test sample fixed 90° (0° Nato) to the shooting direction

Trefferbild: Dreieck, Seitenlänge 120 mm ± 10 mm (je Probe)
Hit location: Triangle 120 mm ± 10 mm (each sample)

Details zum Gegenstand der Prüfung

Details to the item under test

Art:

Sample description:

VSG-Verglasung
Laminated glazing

Abmessungen:

Size / thickness:

500 x 500 x 41,60 mm [Istmaße / Actual sizes]

Anzahl:

Number of samples:

3

Aufbau:

(Beginnend mit Angriffsseite)

Composition:

(Starting from the attack face)

8,00mm GI 0,76mm PVB 8,00mm GI 0,76mm PVB 8,00mm GI 1,26mm PU 3,00mm LX
1,26mm PU 8,00mm GI 1,26mm PU 3,00mm LX (Nennmaße / Nominal sizes)

GI = Glas / Glass
PVB = PVB-Folie / PVB-foil
PU = Polyurethan-Folie / Polyurethane foil
LX = Lexan-Folie / Lexan-foil

Sonstige Angaben:

Further information:

Prüfmustereinlagerung: 12 Stunden bei +21° C
Umgebungstemperatur während der Prüfung: +21° C
Test sample stored prior to test: 12 hours at +21° C
Ambient temperature during the test: +21° C

Typenbezeichnung:

Product reference:

EN 1063 BR6 NS

Darstellung der Prüfergebnisse

Presentation of the test results

Probe Nr. Sample number	Schuss- folge Shot number	$V_{2,5}$ ¹⁾ [m/s]	$E_{2,5}$ ²⁾ [Joule]	Auswertung ³⁾ Evaluation	Trefferabstände Hit distances
1 09215683	1.	838	3336	KD, NS	1 – 2 = 120 mm
	2.	832	3288	KD, NS	1 – 3 = 120 mm
	3.	838	3336	KD, NS	2 – 3 = 120 mm
2 09215722	1.	835	3312	KD, NS	1 – 2 = 121 mm
	2.	836	3320	KD, NS	1 – 3 = 120 mm
	3.	838	3336	KD, NS	2 – 3 = 118 mm
3 09215643	1.	833	3296	KD, NS	1 – 2 = 120 mm
	2.	837	3328	KD, NS	1 – 3 = 120 mm
	3.	838	3336	KD, NS	2 – 3 = 119 mm

1) $V_{2,5}$ = Geschossgeschwindigkeit 2,5 m
vor dem Prüfmuster
Bullet velocity 2,5 m in front of the
sample

2) $E_{2,5}$ = Geschossenergie 2,5 m vor dem
Prüfmuster
Bullet energy 2,5 m in front of the
sample

3) KD = Kein Durchschuss / No penetration
D = Durchschuss / Penetration
S = Splitterabgang auf der Rückseite des Prüfmusters /
Splinters on the rear side of the sample
NS = Kein Splitterabgang auf der Rückseite des Prüfmusters /
No splinters on the rear side of the sample

Ergebnis der Prüfung (Zusammenfassung)

Result of the test (summary)

Die Verglasung **erfüllt** die Prüfanforderungen der Widerstandsklasse **BR6 NS**

The glazing meets the requirements of the resistance class **BR6 NS**

Zertifikat erstellt: ☒ Ja / Yes S 21 0068 01 / Z
Certificate issued:

☐ Nein / No

Der Prüfbericht ist Grundlage für das erstellte Zertifikat.
The test report is the basis for the issued certificate.

Fotodokumentation

Photo documentation

Prüfmuster 1 / Test sample 1: 09215683



Foto / Photo: Beschussamt Ulm
Nr. / No.: S 21 0068 01; B01




Foto / Photo: Beschussamt Ulm
Nr. / No.: S 21 0068 01; B02

Prüfmuster 2 / Test sample 2: 09215722



Foto / Photo: Beschussamt Ulm
Nr. / No.: S 21 0068 01; B03




Foto / Photo: Beschussamt Ulm
Nr. / No.: S 21 0068 01; B04

TECHNICAL CERTIFICATE FOR SUSPENSION



OUTBACK ARMOUR PTY LTD

ABN: 45 155 074 089

1/151 Robinson Rd E, Geebung 4034, Queensland, Australia

Phone: +61 7 32654142, Email: sales@outbackarmour.com.au

www.outbackarmour.com.au

TECHNICAL SPECIFICATION CERTIFICATE

VEHICLE:	CHEVROLET SUBURBAN 2021+ (B6)
This Outback Armour heavy duty suspension kit has been developed specifically for modified Chevrolet Suburban 2021+ vehicles armoured to B6 level up to 5 tonnes.	
LOAD RATING:	(B6) - UP TO 5 TONNE TOTAL VEHICLE WEIGHT.

STANDARD SUSPENSION KIT PARTS

PART TYPE	PART NUMBER	QUANTITY	DESCRIPTION
Struts (front)	OAAV0864040	2	Heavy duty – front 60mm high pressure twin tube. High flow performance piston. Gas over semi-synthetic oil. - height adjustable spring seat
Struts (rear)	OAAV0864041	2	Heavy duty – front 60mm high pressure twin tube. High flow performance piston. Gas over semi-synthetic oil. - height adjustable spring seat
Coil Springs (Front)	OAAV1038003	1 pair	Heavy duty linear rate – (21mm wire diameter)
Coil Springs (Rear)	OAAV1038004	1 pair	Heavy duty linear rate – (B6) (23mm wire diameter)
	OAAV1038006	1 pair	Heavy duty linear rate – (B7) (24mm wire diameter)
Sway Bars	N/A	1	OEM front sway bar recommended
	OASU3838002	1	Rear - Heavy duty - 30mm wire diameter

- Vehicles fitted with “Magnetic Ride Control” and/or “Air Ride Adaptive Suspension” may require replacement strut top mounts and electronic sensor defeat systems to mask dash warning lights.
- Outback Armour does not warrant or imply the suitability of any other vehicle component, original or modified, for the increased load capacity afforded by the suspension.
- Outback Armour recommends the installation of at least one sample suspension kit to confirm that product fitment suits the customer’s specific application. .



STANDARD RUNFLAT TEST REPORT



Prüfbericht

Nr. 203.008.01.15

Kurzzusammenfassung der Begutachtung eines Reifennotlaufsystems

Abstract of testing of a runflat system

TÜV NORD Mobilität
GmbH & Co. KG

IFM – Institut für
Fahrzeugtechnik und
Mobilität

Adlerstraße 7
45307 Essen

Tel.: 0201 825-4120
Fax: 0201 825-4150

www.tuev-nord.de

Auftraggeber:
Orderer:

Europlast – Nycast GmbH
Industriestr. 47
42551 Velbert - Röbbeck

Untersuchungsgegenstand:
test object:

Großreifen – Notlaufsystem, Felge 20", dreiteilig
gefertigt aus elastomer-modifiziertem Gußpolyamid, Flanken mit Einstichen zur elastischen
Gestaltung der Anlageflächen zu den Reifen, mit Stahlzwischenringen an den Anlageflächen zu
den Reifen

Large tires – run-flat system, rim 20", three-piece

*Manufactured of elastomer modified cast polyamid. Flanks with grooves for elastic design of the contact
surfaces to the tires, with steel spacer rings to the contact surfaces of the tires*



Prüfungsdurchführung:

test procedure:

Das Notlaufsystem wurde einer Prüfung in Anlehnung an die Anforderungen des Tests Finabel A20A geprüft:

Montiert auf einer Felge 20 – 10.00" mit einem Reifen der Größe 365/85 R 20 16 (Pirelli Pista P22) auf der Vorderachse links an einer Sattelzugmaschine (Radlast: 4140 kg) wurde das System mit luftleeren Reifen zunächst 3 km mit höchstmöglicher Geschwindigkeit (bis 85 km/h), dann weitere 22 km mit einer Geschwindigkeit von 50 km/h und abschließend 55,8 km mit einer Geschwindigkeit von 25km/h ausschließlich auf ebener asphaltierter Strecke (ATP Papenburg) gefahren.

The run-flat system was tested in accordance with the requirements of the test Finabel A20A as follows: Mounted on a rim 20 - 10:00 "with tires of size 365/85 R 20 16 (Pirelli Pista P22) on the front axle left side of a truck tractor (wheel load: 4140 kg), the system was only driven with flat tires first for 3 km by the highest possible speed (up to 85 km/h), then another 22 km with a speed of 50 km/h, and finally 55.8 km at a speed of 25km/h on a leveled and tarmaced route (ATP Papenburg).

Kurzzusammenfassung

Abstract

Der Test wurde wegen des Versagens des Reifens vorzeitig abgebrochen.

Die Fahrzeugreaktionen und das Handling des Fahrzeugs mit drucklosen Reifen auf einer Fahrzeugseite ließen sich bis zum Versagen des Reifens auch von einem ungeübten Autofahrer beherrschen.

Das Notlaufsystem war zum Testabbruch in einem Zustand, der die Erfüllung der Testanforderung von mindestens 100 km Laufleistung erwarten lässt.

The test was aborted due to failure of the tire.

The vehicle reactions and the handling of the vehicle with unpressurised tires on one vehicle side were manageable even by an unpracticed motorist until failure of the tire.

At test termination the run-flat system was in a state, which is expected to meet the test requirement of at least 100 km mileage.

Dieser Bericht umfasst 2 Seiten.

Die umfassende Begutachtung entnehmen Sie bitte dem Prüfbericht 203.008.15 des TÜV Nord vom 29.07.2015


This report encompasses 2 pages.

The comprehensive assessment please refer to the report of the TÜV Nord 203.008.15 from 2015.07.29

Essen, 29.07.2015

Auftrags-Nr.: 10649

IFM Systeme / Komponenten
Fachgebiet
Räder / Reifen / Fahrwerk / Tuning


Dipl.-Ing. Kobus

Amtlich anerkannter Sachverständiger
für den Kraftfahrzeugverkehr

